

封面

封底

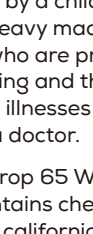


SHARE THE VIEW:
Take a video using the product with **#XMAXVAPORIZER** and we will share it with our global family.

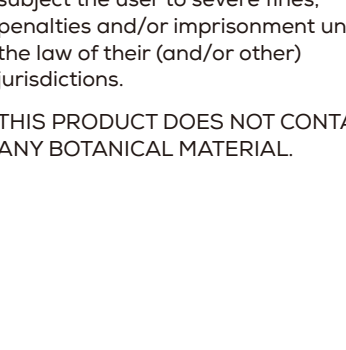
Facebook: @XMAXVAPORIZER.CN
Instagram: @XMAX.VAPORIZER

CAUTION

1. Please do not put this product away or leave it for extended periods of time with low charge because if the battery falls below 2% then it will no longer accept a charge.
2. Charge the battery with a good quality & dedicated charger, never more than 5V/1A. Otherwise, it will cause damage to battery, serious personal injury, fire.



3. Do NOT use damaged batteries in all our vaporizers.
4. Please use our original batteries or high quality batteries from authentic brands instead of clones.
5. Always use battery suitable for your device. Never carry it loose in your pocket with other metal objects.



DISCLAIMER

Thank you for purchasing the XMAX STARRY 4. To ensure the best experience, please read and understand the user manual fully before your first use of the XMAX STARRY 4. We strongly recommend you keep these user manual for future reference.

We hope you enjoy the excellent quality and performance of your new XMAX STARRY 4.

User must be of legal age within any given jurisdiction to purchase or use the XMAX STARRY 4, use this product

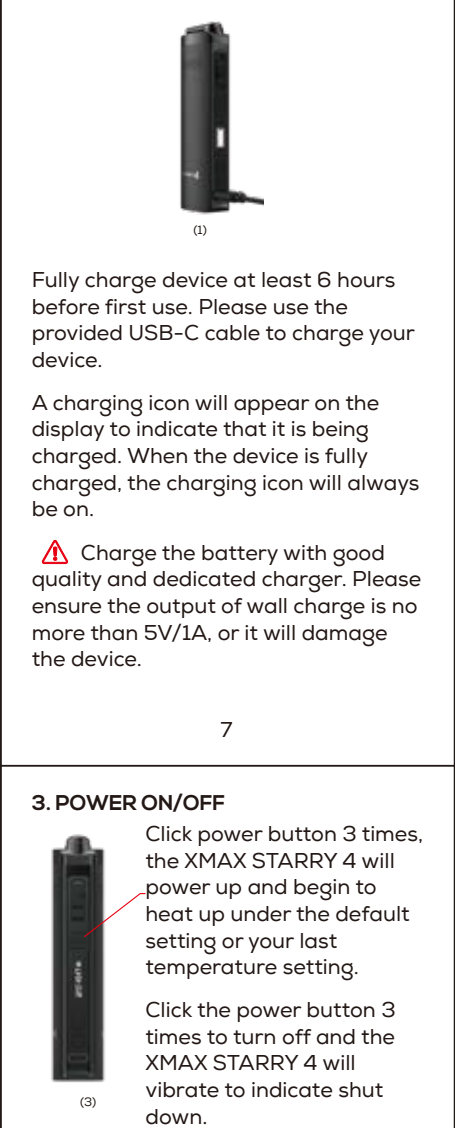
in moderation. This product should not be used by a child, while driving or operating heavy machinery, minors, or women who are pregnant and/or breast feeding and those with life threatening illnesses without first consulting a doctor.

California Prop 65 WARNING: This product contains chemicals known by the state of California to cause cancer, birth defects or other reproductive toxicity. The vaporized aerosol of chemicals are known to cause respiratory or other diseases and in some cases are irreversible. If needed contact your local poison control center, USA: AAPCC 1-800-222-1222.

Note that the XMAX STARRY 4 is not a medical device and is not intended to administer medicinal or illegal substances of any kind, diagnose, cure, treat or prevent any diseases or other conditions.

Any illegal use of this device could subject the user to severe fines, penalties and/or imprisonment under the law of their (and/or other) jurisdictions.

THIS PRODUCT DOES NOT CONTAIN ANY BOTANICAL MATERIAL.




XMAX STARRY 4 CONTENTS

SPECIFICATIONS

Battery Capacity	18650 3.7V 2550mAh
Charger/ Output Voltage	5.0V/ 1A
Charging	USB-C charging
On/Off	Click the Power button 3 times/ 2 minutes/ 5 minutes/ 10 minutes optional
Safety Power Duration	3 times/ 2 minutes/ 5 minutes/ 10 minutes optional
Heating Chamber	Ceramic with embedded heating element
Screen	OLED
Temperature Range	100°C-240°C (212°F-464°F)
Size	115.9*37.5*24mm (4.56*1.48*0.94inch)

OPERATION GUIDE

1. CHARGE



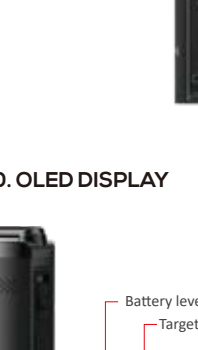
Fully charge device at least 6 hours before first use. Please use the provided USB-C cable to charge your device.

A charging icon will appear on the display to indicate that it is being charged. When the device is fully charged, the charging icon will always be on.

⚠ Charge the battery with good quality and dedicated charger. Please ensure the output of wall charge is no more than 5V/1A, or it will damage the device.


2. LOAD

How to use the oven:
Remove the magnetic cap lid and choose which botanical substance is best for you. Due to the oven's delicate technology, please be gentle when packing the oven and/or inserting the oven cup and / or cleaning.

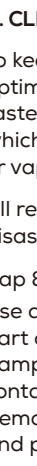


Aromatherapy Materials:
Loosely pack the ground substance in the oven chamber, do not let the substance beyond the top of the oven chamber.

Dosing capsule:
Open the cap of the dosing capsule, load the desired substance into the dosing capsule, then insert the dosing capsule into the oven chamber.



3. POWER ON/OFF



Click power button 3 times, the XMAX STARRY 4 will power up and begin to heat up under the default setting or your last temperature setting.

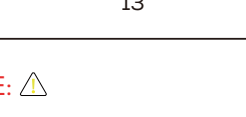
Click the power button 3 times to turn off and the XMAX STARRY 4 will vibrate to indicate shut down.

4. ENJOY XMAX STARRY 4

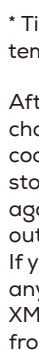
While heating, The "🔥" will keep blinking during the heat-up stage, the "🔥" will become solid and device vibration indicates readiness and the timer countdown starts.

Inhale through the cap and enjoy.

This device will automatically begin vaping.



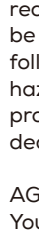
5. TEMPERATURE SETTINGS



Press or hold the up button to increase temperature, press or hold the down button to decrease temperature.

Click to change by degree, hold to change quickly.


6. TIMER SWITCHOVER



XMAX STARRY 4 has 3 timers, 4 minutes, 6 minutes and 10 minutes.

To switchover the 4 minutes, 6 minutes and 10 minutes, just hold the power button and up button at the same time for 2 seconds.

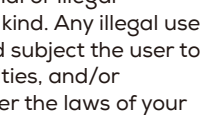
7. FAHRENHEIT AND CELSIUS SWITCHOVER



To switchover to fahrenheit, just hold the power button and down button at the same time for 2 seconds.

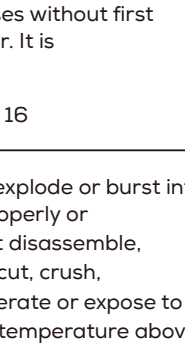
8. ADJUST AIRFLOW

Push the air adjustment button up and down to adjust the smoothness of the airflow.

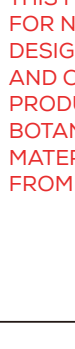


9. SCREEN FLIP

Hold the up button and down button at the same time for 2 seconds.



10. OLED DISPLAY



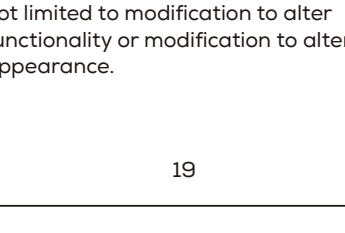
11. CLEANING & MAINTENANCE

To keep the XMAX STARRY 4 working optimally and maintaining the purest taste, we recommend that all parts which come in contact with material or vapor be cleaned regularly.

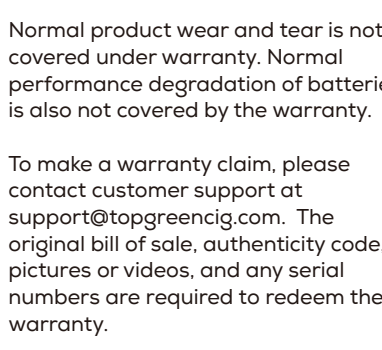
All removable parts can be disassembled for optimal cleaning.

Cap & filter

Use a cotton swab and wipe the inner part of the cap then wipe again with a damp paper towel. Prepare a glass container filled with isopropyl alcohol. Remove the filter from magnet cap, and place it in the isopropyl alcohol.



Ceramic oven cleaning: use brush to sweep inside and cotton swab dipped in isopropyl alcohol.



* Tip: Perform a burnoff cycle at max temp for 2 minutes after cleaning.

After using the XMAX STARRY 4 or charging, please allow the device to cool down before storage. It should be stored in a clean, dry place protected against the effects of weather and out of the reach of children and pets. If you have any concerns or if there is any problem, please switch off the XMAX STARRY 4 and/or remove it from the charger immediately. Do not try to remedy any defect yourself. Contact our customer service directly at support@topgreencig.com.

NOTE: ⚠

DO NOT TOUCH THE HEATING ELEMENT IMMEDIATELY AFTER USE.

DO NOT CLEAN THE WHOLE DEVICE WITH WATER OR SUBMERGE.

DO NOT INJECT ANY LIQUID OR OIL INTO THE STAINLESS STEEL OVEN.

MAKE SURE DEACTIVATE THE DEVICE BY LOCKING. MAKE SURE IT HAS NOT BEEN USED FOR AT LEAST 30 MINUTES AND IS COMPLETELY COOLED OFF.

WARNING:
HOT COMPONENTS

SAFETY

Prior to your first use, please read and fully understand the user manual including the safety information. We recommend that these user manual be kept for future reference. Failure to follow warnings may result in a safety hazard including electric shock, fire, property damage, bodily injury or death.

AGE

You must be of legal age in your jurisdiction to purchase or use the XMAX STARRY 4. For adult use only.

USE

Never use the product before reviewing the manual in its entirety. If any section or topic is unclear prior to use, please contact customer service for clarification.

This product should not be used by children, women who are pregnant or breast feeding, or those with life threatening illnesses without first consulting a doctor. It is

recommended that all users consult a doctor prior to use with your chosen herb or concentrate. Note that the XMAX STARRY 4 is not a medical device and is not intended to diagnose, cure, treat, or prevent any diseases or other medical conditions. XMAX STARRY 4 is not intended to administer medicinal or illegal substances of any kind. Any illegal use of this device could subject the user to severe fines, penalties, and/or imprisonment under the laws of your local jurisdiction.

DAMAGE

Immediately discontinue use of the product if the vaporizer unit is damaged in any way including but not limited to: dents, overheating, unusually restrictive airflow, and/or electrical malfunctions. Do not attempt to repair product by disassembly of non-replaceable parts except cap, filter, packing tool, and removable battery. Please contact customer service for help with any damaged unit.

LIMITED WARRANTY

The product's warranty period is 12 months from the date of purchase (with receipt) or 12 months from the date of production (without receipt) to prevent defects in manufacturing, workmanship, and materials. This device is designed for the use of legal herb and concentrates only. Any use of the XMAX STARRY 4 with illegal substances will void the warranty.

This warranty covers only the electronic base. This warranty does not warrant cap, battery cell, scraping tool and/or other detachable parts. The warranty does not apply to damage caused by accident, abuse, misuse, natural disaster, user error, or use outside the intended use described in the manual. Use outside the intended use as described in this manual also includes any tampering with device in any way, including but not limited to modification to alter functionality or modification to alter appearance.